

AC933 Series



VIBRATION ANALYSIS HARDWARE

Low Capacitance, Class I, Division 2 / Zone 2 Accelerometer, Top Exit 2 Pin Connector, 50 mV/g, ±10%



Product Features

Class I, Division 2 / Zone 2 Rating

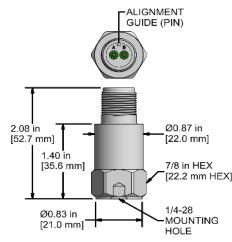
Must Use "Class I, Division 2" CB190 or CB296 Cable and Q2A or Q2N Connectors

- ▶ ±100 g, Dynamic Range
- ▶ 50 mV/g, ±10% Sensitivity
- ▶ 0,8-15000 Hz (48-900,000 CPM) Frequency Response

AC933-1A

2 Pin Connector

Connector Pin	Polarity
A	(+) Signal/Power
B	(-) Common

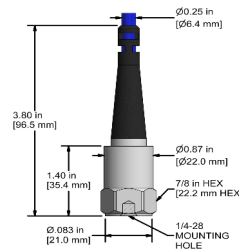


Stock Product

AC933-2C

CB190 Integral Cable

Conductor	Polarity
Red	(+) Signal/Power
Black	(-) Common
Shield	Cable Drain Wire

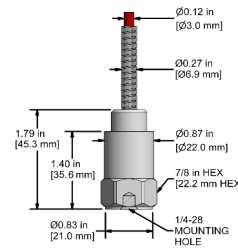


Built To Order

AC933-3C

CB296 Armored Integral Cable

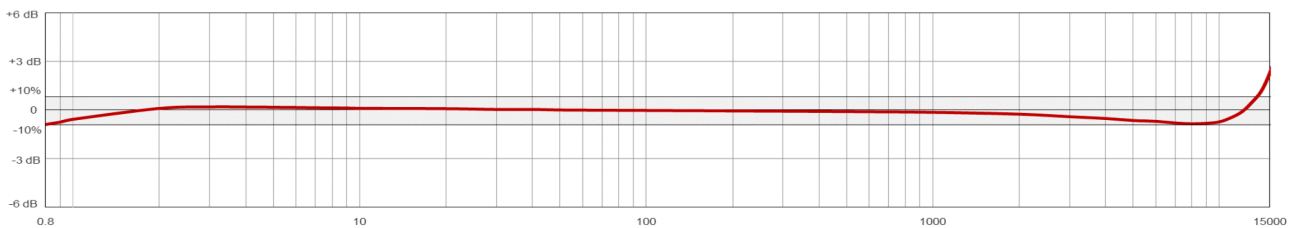
Conductor	Polarity
Red	(+) Signal/Power
Black	(-) Common
Shield	Cable Drain Wire



Built To Order

Specifications	Standard	Metric	Specifications	Standard	Metric
Part Number	AC933	M/AC933	Environmental		
Sensitivity (±10%)	50 mV/g		Temperature Range	-40 to 250°F	-40 to 121°C
Frequency Response (±3dB)	48-900,000 CPM	0,8-15000 Hz	Maximum Shock Protection	5,000 g, peak	
Frequency Response (±10%)	90-390,000 CPM	1,5-6500 Hz	Electromagnetic Sensitivity	CE	
Dynamic Range	± 100 g, peak		Sealing	IP68	
Electrical			Physical		
Settling Time	<3 Seconds		Sensing Element	PZT Ceramic	
Voltage Source (IEPE)	18-28 VDC		Sensing Structure	Shear Mode	
Constant Current Excitation	2-10 mA		Weight	3.2 oz	91 grams
Spectral Noise @ 10 Hz	30 µg/√Hz		Case Material	316L Stainless Steel	
Spectral Noise @ 100 Hz	25 µg/√Hz		Mounting	1/4-28	
Spectral Noise @ 1000 Hz	25 µg/√Hz		Connector (Non-Integral)	2 Pin MIL-C-5015	
Output Impedance	<100 ohm		Resonant Frequency	1,380,000 CPM	23000 Hz
Bias Output Voltage	10-14 VDC		Mounting Torque	2 to 5 ft. lbs.	2,7 to 6,8 Nm
Case Isolation	>10 ⁸ ohm		Mounting Hardware	1/4-28 Stud	M6x1 Adapter Stud
			Calibration Certificate	CA10	

Typical Frequency Response



Backed by our Unconditional Lifetime Warranty

www.ctconline.com | sales@ctconline.com | 585-924-5900