

LP912 Series



VIBRATION ANALYSIS HARDWARE

Low Capacitance, Intrinsically Safe Loop Power Sensor, 4-20 mA Output Proportional to Vibration in Acceleration, Top Exit 2 Pin Connector



Product Features

Continuous Monitoring in Hazardous Locations

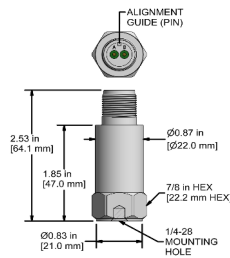
Works with Standard Cables

- ▶ CSA and ATEX Approvals
- ▶ Requires Energy Limiting Barriers such as IS111 or IS211 Series
- ▶ Vibration Alarms for Process Control

LP912-XXX-1B

2 Pin Connector

Connector Pin	Polarity
A	(+) Loop Power mA Output
B	(-) Common

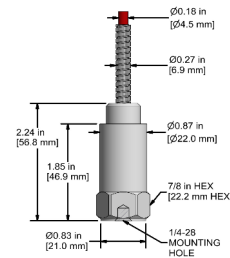


Built To Order

LP912-XXX-3C

Armored Integral Cable

Conductor	Polarity
Red	(+) Loop Power mA Output
Black	(-) Common
Shield	Cable Drain Wire

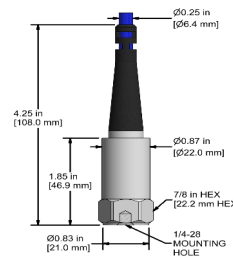


Built To Order

LP912-XXX-9C

Integral Cable

Conductor	Polarity
Red	(+) Loop Power mA Output
Black	(-) Common
Shield	Cable Drain Wire



Built To Order

Specifications	Standard	Metric	Specifications	Standard	Metric
Part Number	LP912	M/LP912	Physical		
Tolerance: 4 mA		(± 10%)	Sensing Element	PZT Ceramic	
Tolerance: 20 mA		(± 10%)	Sensing Structure	Shear Mode	
Electrical			Weight	3.7 oz	105 g
Settling Time	<60 Seconds		Case Material	316L Stainless Steel	
Voltage Source (IEPE)	12-28 VDC		Mounting	1/4-28	
Case Isolation	>10 ⁸ ohm		Connector (Non-Integral)	2 Pin MIL-C-5015	
Environmental			Mounting Torque	2 to 5 ft. lbs.	2,7 to 6,8 Nm
Temperature Range	-40 to 176°F	-40 to 80°C	Mounting Hardware	1/4-28 Stud	M6x1 Adapter Stud
Electromagnetic Sensitivity	CE		Calibration Certificate	Current Output @ 100 Hz	
Sealing	Welded, Hermetic				

Backed by our Unconditional Lifetime Warranty

www.ctconline.com | sales@ctconline.com | 585-924-5900