

LP284 Series

Loop Power Sensor, 4-20 mA Output Proportional to Vibration in Velocity, Side Exit 2 Pin Connector, M8 Captive Bolt



VIBRATION ANALYSIS HARDWARE



Product Features

Continuously Monitor & Protect Important Machinery

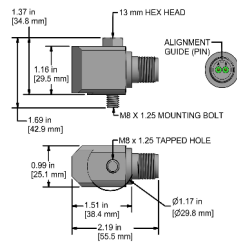
Transmit Signals

- ▶ 4-20 mA current proportional to Vibration
- ▶ M8 Captive Bolt
- ▶ Customize Your Settings to Focus on the Most Important Frequencies

LP284-XXX-1E

2 Pin Connector

Connector Pin	Polarity
A	(+) Loop Power mA Output
B	(-) Common

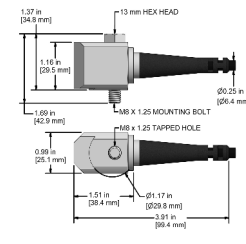


Built To Order

LP284-XXX-2E

CB103 Integral Cable

Conductor	Polarity
Red	(+) Loop Power mA Output
Black	(-) Common
Shield	Cable Drain Wire

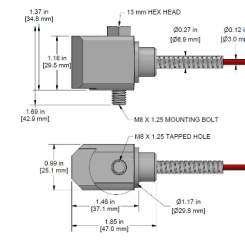


Built To Order

LP284-XXX-3E

CB206 Armored Integral Cable

Conductor	Polarity
Red	(+) Loop Power mA Output
Black	(-) Common
Shield	Cable Drain Wire



Built To Order

Specifications	Standard	Metric	Specifications	Standard	Metric
Part Number	LP284		Physical		
Tolerance: 4 mA		(± 10%)	Sensing Element		PZT Ceramic
Tolerance: 20 mA		(± 10%)	Sensing Structure		Shear Mode
Electrical			Weight	6.0 oz	170 grams
Settling Time		<30 Seconds	Case Material		316L Stainless Steel
Voltage Source (IEPE)		15-30 VDC	Mounting		M8 Captive Bolt
Case Isolation		>10 ⁸ ohm	Connector (Non-Integral)		2 Pin MIL-C-5015
Environmental			Mounting Torque	2 to 5 ft. lbs.	2,7 to 6,8 Nm
Temperature Range	-40 to 212°F	-40 to 100°C	Mounting Hardware		M8 Captive Bolt
Electromagnetic Sensitivity		CE	Calibration Certificate		Current Output @ 100 Hz
Sealing		Welded, Hermetic			
Submersible Depth	200 ft.	60 m			

Ordering Information

Integral Options						
Stud Type	Measurement Range	Type	Frequency Range ±3dB	Style	Armor Length (Integral)	Cable Length (Integral)
Blank = ¼-28 M = M6x1	0 = 0-0.5 IPS (0-12.7 mm/sec) 1 = 0-1 IPS (0-25.4 mm/sec) 2 = 0-2 IPS (0-25.4 mm/sec) 3 = 0-0.4 IPS (0-10 mm/sec) 4 = 0-0.8 IPS (0.20 mm/sec) 6 = 0-5 IPS (0-127 mm/sec)	P = Peak R = RMS	1 = 600-60000 CPM (10-1000 Hz) 2 = 180-150000 CPM (3-2500 Hz) 3 = 180-60000 CPM (3-1000 Hz) 4 = 180-300000 CPM (3-5000 Hz) 5 = 180-600000 CPM (3-10000 Hz)	1E = 2 Pin MIL C-5015 2E = Integral Cable 3E = Armor Jacket M12E = 4 Pin M12	010 = 10 ft/3 m 020 = 20 ft/6 m 030 = 30 ft/9 m 050 = 50 ft/15 m 100 = 100 ft/30 m	010 = 10 ft/3 m 020 = 20 ft/6 m 030 = 30 ft/9 m 050 = 50 ft/15 m 100 = 100 ft/30 m
*Custom Lengths Available Upon Request						

Backed by our Unconditional Lifetime Warranty

www.ctconline.com | sales@ctconline.com | 585-924-5900