

# TXEA333-VE Series

Low Cost, Piezo Velocity Triaxial Sensor, Side Exit 4 Pin Mini-MIL Connector, 100 mV/in/sec, ±15%



VIBRATION ANALYSIS HARDWARE



## Product Features

100 mV/in/sec (4 mV/mm/sec) Sensitivity

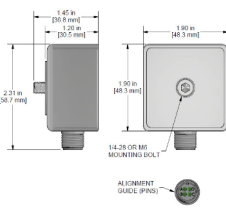
Phase conforms to cartesian coordinate system (right hand rule)

- ▶ Integrates to Velocity in the Sensor
- ▶ 4 Pin Mini-MIL Connection or Integral Cable  
Note: Integral Cable Options are only for Permanent Monitoring Applications
- ▶ Must use J4A, J4C, J4N, J4R or VJ4R connectors & CB105, CB117, CB119 or CB218 cables

### TXEA333-VE

4 Pin Connector

Connector Pin	Polarity
A (Axis Y)	(+) Signal/Power
B (Axis X)	(+) Signal/Power
C (Axis Z)	(+) Signal/Power
D	(-) Common/Grid

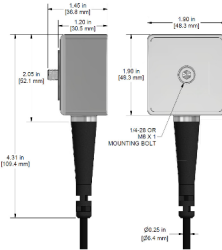


Stock Product

### TXEA433-VE

CB105 Integral Cable

Conductor	Polarity
Red (Axis Y)	(+) Signal/Power
Green (Axis X)	(+) Signal/Power
White (Axis Z)	(+) Signal/Power
Black	(-) Common/Grid

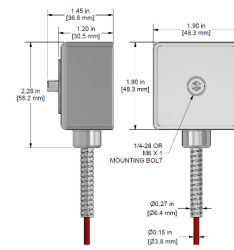


Built To Order

### TXEA533-VE

CB218 Armored Integral Cable

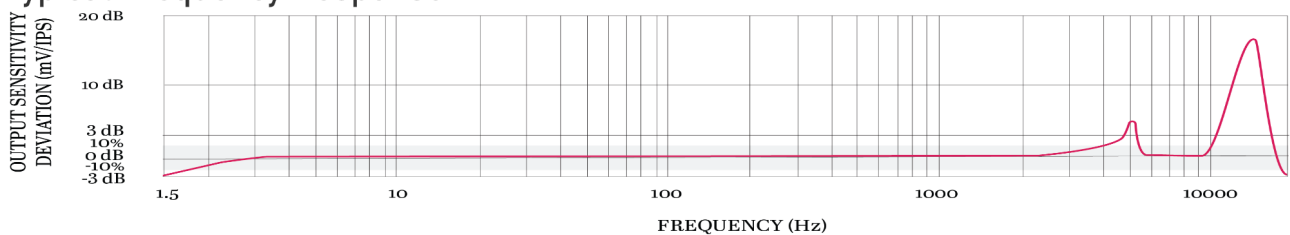
Conductor	Polarity
Red (Axis Y)	(+) Signal/Power
Green (Axis X)	(+) Signal/Power
White (Axis Z)	(+) Signal/Power
Black	(-) Common/Grid



Built To Order

Specifications	Standard	Metric	Specifications	Standard	Metric
Part Number	TXEA333-VE	M/TXEA333-VE	<b>Environmental</b>		
Sensitivity (±15%)	100 mV/g		Temperature Range	-58 to 250°F	-50 to 121°C
Frequency Response (±3dB)	60 to 270,000 CPM	1Hz to 4.5kHz	Maximum Shock Protection	5,000 g, peak	
Frequency Response (±10%)	120 to 240,000 CPM	2Hz to 4kHz	Electromagnetic Sensitivity	CE	
Dynamic Range	± 50 in/sec. pk		Sealing	Welded, Hermetic	
<b>Electrical</b>			SIL Rating	SIL 2	
Settling Time	<4 seconds		<b>Physical</b>		
Voltage Source (IEPE)	18-30 VDC		Sensing Element	PZT Ceramic	
Constant Current Excitation	2-10 mA		Sensing Structure	Shear Mode	
Spectral Noise @ 10 Hz	25 µIPS/√Hz		Weight	13.4 oz	380 grams
Spectral Noise @ 100 Hz	2 µIPS/√Hz		Case Material	316L Stainless Steel	
Spectral Noise @ 1000 Hz	0.5 µIPS/√Hz		Mounting	1/4-28	
Output Impedance	<100 ohm		Connector (Non-Integral)	4 Pin Mini-MIL	
Bias Output Voltage	10-14 VDC		Resonant Frequency	720,000 CPM	12 kHz
Case Isolation	>10 <sup>9</sup> ohm		Mounting Torque	2 to 5 ft. lbs.	2,7 to 6,8 Nm
			Mounting Hardware	1/4-28 Captive Bolt	M6x1 Captive Bolt
			Calibration Certificate	CA10	

## Typical Frequency Response



Backed by our Unconditional Lifetime Warranty

www.ctconline.com | sales@ctconline.com | 585-924-5900