

# LP304 Series

Loop Power Sensor, 4-20 mA Output Proportional to Vibration in Acceleration, Side Exit 2 Pin Connector



VIBRATION ANALYSIS HARDWARE



## Product Features

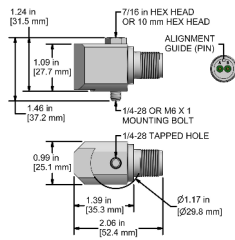
Acceleration Output for Higher Frequency Applications

- ▶ Peak and RMS Outputs Available
- ▶ Vibrational Alarms for Process Control
- ▶ Outputs to PLC, DCS, SCADA

### LP304-XXX-1E

2 Pin Connector

Connector Pin	Polarity
A	(+) Loop Power mA Output
B	(-) Common

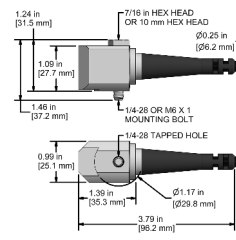


Built To Order

### LP304-XXX-2E

CB105 Integral Cable

Conductor	Polarity
Red	(+) Loop Power mA Output
Black	(-) Common
Shield	Cable Drain Wire

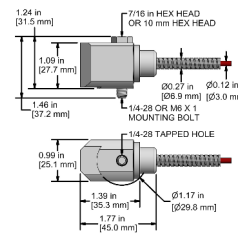


Built To Order

### LP304-XXX-3E

CB206 Armored Integral Cable

Conductor	Polarity
Red	(+) Loop Power mA Output
Black	(-) Common
Shield	Cable Drain Wire



Built To Order

Specifications	Standard	Metric	Specifications	Standard	Metric
Part Number	LP304	M/LP304	<b>Physical</b>		
Tolerance: 4 mA		(± 10%)	Sensing Element		PZT Ceramic
Tolerance: 20 mA		(± 10%)	Sensing Structure		Shear Mode
<b>Electrical</b>			Weight	4.9 oz	140 grams
Settling Time	<60 Seconds		Case Material		316L Stainless Steel
Voltage Source (IEPE)	15-30 VDC		Mounting		1/4-28
Case Isolation	>10 <sup>8</sup> ohm		Connector (Non-Integral)		2 Pin MIL-C-5015
<b>Environmental</b>			Mounting Torque	2 to 5 ft. lbs.	2,7 to 6,8 Nm
Temperature Range	-40 to 212°F	-40 to 100°C	Mounting Hardware	1/4-28 Captive Bolt	M6x1 Captive Bolt
Electromagnetic Sensitivity		CE	Calibration Certificate		Current Output @ 100 Hz
Sealing		Welded, Hermetic			
Submersible Depth	200 ft.	60 m			

## Ordering Information

Ordering format:  /LP304 -   -    /   /

Stud Type	Measurement Range	Type	Frequency Range ±3dB	Style	Integral Options	
Blank = 1/4-28 M = M6x1	00 = 0-1 g 02 = 0-2 g 05 = 0-5 g 10 = 0-10 g 20 = 0-20 g	P = Peak R = RMS	1 = 600-60000 CPM (10-1000 Hz) 2 = 180-150000 CPM (3-2500 Hz) 3 = 180-60000 CPM (3-1000 Hz) 4 = 180-300000 CPM (3-5000 Hz) 5 = 180-600000 CPM (3-10000 Hz)	1E = 2 Pin MIL C-5015 2E = Molded Integral Cable 3E = Armor Jacketed Integral Cable M12E = 4 Pin M12	<b>Armor Length (Integral)</b> 010 = 10 ft/3 m 020 = 20 ft/6 m 030 = 30 ft/9 m 050 = 50 ft/15 m 100 = 100 ft/30 m	<b>Cable Length (Integral)</b> 010 = 10 ft/3 m 020 = 20 ft/6 m 030 = 30 ft/9 m 050 = 50 ft/15 m 100 = 100 ft/30 m

\*Custom Lengths Available Upon Request

Backed by our Unconditional Lifetime Warranty

www.ctconline.com | sales@ctconline.com | 585-924-5900