

# AC232 Series



Premium Triaxial Accelerometer, Side Exit 4 Pin Mini-MIL Connector, Follows Cartesian Phase Coordinate System, for Modal & ODS Analysis, 10 mV/g, ±5%



## Product Features

Collect 3 Axes of Data for Modal Analysis and ODS (Operating Deflection Shape)

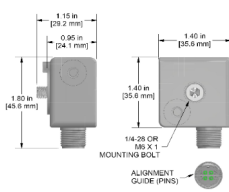
Phase conforms to Cartesian Coordinate System (Right Hand Rule)

- ▶ Premium 10 mV/g, ±5% Sensitivity
- ▶ 4 Pin Mini-MIL Connection or Integral Cable  
Note: Integral Cable Options are only for Permanent Monitoring Applications
- ▶ Must Use J4A, J4C, J4N, or J4P Connectors and CB105, CB117, CB119 or CB218 Cables

### AC232-1D

4 Pin Connector

Connector Pin	Polarity
A (Axis Y/3)	(+) Signal/Power
B (Axis X/2)	(+) Signal/Power
C (Axis Z/1)	(+) Signal/Power
D	(-) Common/Grid

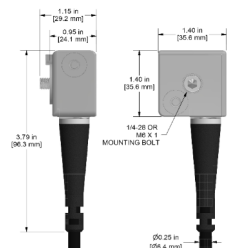


Stock Product

### AC232-2D

CB105 Integral Cable

Conductor	Polarity
Red (Axis Y/3)	(+) Signal/Power
Green (Axis X/2)	(+) Signal/Power
White (Axis Z/1)	(+) Signal/Power
Black	(-) Common/Grid

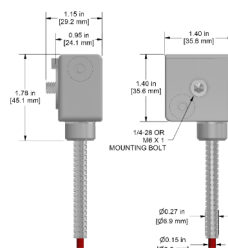


Built To Order

### AC232-3D

CB218 Armored Integral Cable

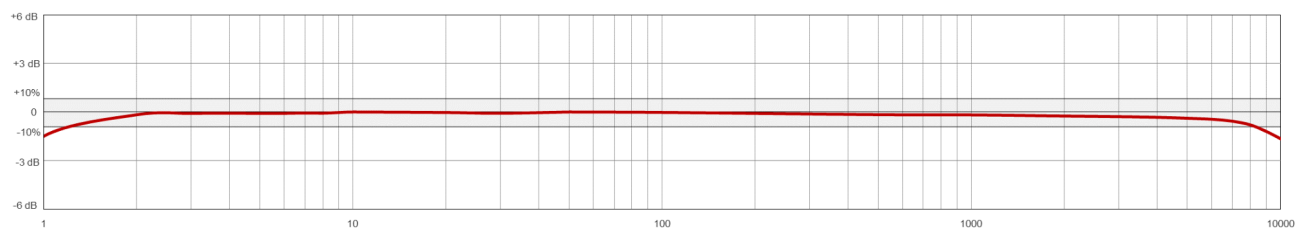
Conductor	Polarity
Red (Axis Y/3)	(+) Signal/Power
Green (Axis X/2)	(+) Signal/Power
White (Axis Z/1)	(+) Signal/Power
Black	(-) Common/Grid



Built To Order

Specifications	Standard	Metric	Specifications	Standard	Metric
Part Number	AC232	M/AC232	<b>Environmental</b>		
Sensitivity (±5%)	10 mV/g		Temperature Range	-65 to 250°F	-54 to 121°C
Frequency Response (±3dB)	60-600,000 CPM	1.0-10000 Hz	Electromagnetic Sensitivity	CE	
Frequency Response (±10%)	90-420,000 CPM	1.5-7000 Hz	Sealing	Welded, Hermetic	
Frequency Response (±5%)	180-360,000 CPM	3.0-6000 Hz	Submersible Depth	200 ft.	60 m
Dynamic Range	± 500 g, peak		<b>Physical</b>		
<b>Electrical</b>			Sensing Element	PZT Ceramic	
Settling Time	<2.5 seconds		Sensing Structure	Shear Mode	
Voltage Source (IEPE)	18-30 VDC		Weight	7.1 oz	200 grams
Constant Current Excitation	2-10 mA		Case Material	316L Stainless Steel	
Spectral Noise @ 10 Hz	100 µg/√Hz		Mounting	1/4-28	
Spectral Noise @ 100 Hz	19 µg/√Hz		Connector (Non-Integral)	4 Pin J Connector	
Spectral Noise @ 1000 Hz	5 µg/√Hz		Resonant Frequency	1,380,000 CPM	23000 Hz
Output Impedance	<100 ohm		Mounting Torque	1 to 2 ft. lbs.	1.4 to 2.7 Nm
Bias Output Voltage	10-14 VDC		Mounting Hardware	1/4-28 Captive Bolt	M6x1 Captive Bolt
Case Isolation	>10 <sup>8</sup> ohm		Calibration Certificate	CA10	

## Typical Frequency Response



Backed by our Unconditional Lifetime Warranty

[www.ctconline.com](http://www.ctconline.com) | [sales@ctconline.com](mailto:sales@ctconline.com) | 585-924-5900