

# AC215 Series

Low Frequency Accelerometer, Side Exit 2 Pin Connector, 1,000 mV/g, ±5%



VIBRATION ANALYSIS HARDWARE



## Product Features

Designed for Low Speed Rotors, Wind Turbine Main Bearings, Gear Box Inputs, and May Also Be Used for High Frequency Detection.

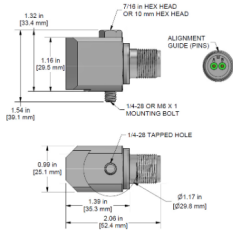
May be used with any application that requires low and high frequency measurements.

- ▶ 1000 mV/g Sensitivity
  - ▶ 0.1 Hz to 8 kHz Frequency Response (± 3dB)
  - ▶ Standard 2 Pin MIL Connection or Integral Cable
- Note: Integral Cable Options are only for Permanent Monitoring Applications

### AC215-1D

2 Pin Connector

Connector Pin	Polarity
A	(+) Signal/Power
B	(-) Common

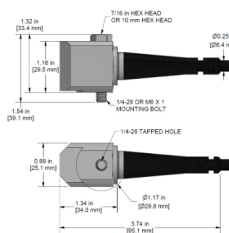


Stock Product

### AC215-2D

CB103 Integral Cable

Conductor	Polarity
Red	(+) Signal/Power
Black	(-) Common
Shield	Cable Drain Wire

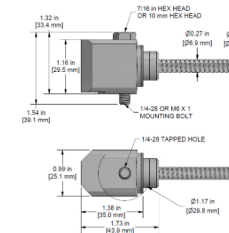


Built To Order

### AC215-3D

CB206 Armored Integral Cable

Conductor	Polarity
Red	(+) Signal/Power
Black	(-) Common
Shield	Cable Drain Wire

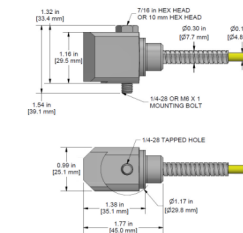


Built To Order

### AC215-6D

CB611 Heavy Duty Armored Integral Cable

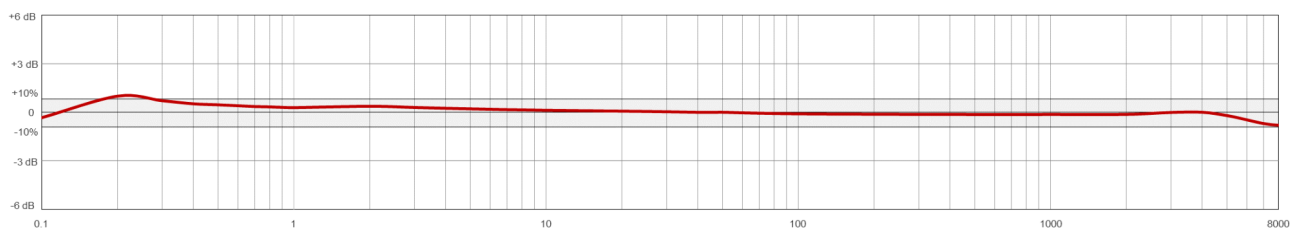
Conductor	Polarity
Red	(+) Signal/Power
Black	(-) Common
Shield	Cable Drain Wire



Built To Order

Specifications	Standard	Metric	Specifications	Standard	Metric
Part Number	AC215	M/AC215	<b>Environmental</b>		
Sensitivity (±5%)		1000 mV/g	Temperature Range	-58 to 250°	-50 to 121°C
Frequency Response (±3dB)	6-480,000 CPM	0.1-8000 Hz	Maximum Shock Protection		5000 g, peak
Frequency Response (±10%)	36-180,000 CPM	0.6-3000 Hz	Electromagnetic Sensitivity		CE
Dynamic Range		± 7 g, peak	Sealing		Welded, Hermetic
<b>Electrical</b>			<b>Physical</b>		
Settling Time		< 2 seconds	Sensing Element		PZT Ceramic
Voltage Source (IEPE)		18-30 VDC	Sensing Structure		Shear Mode
Constant Current Excitation		2-10 mA	Weight	5.7 oz	162 g
Spectral Noise @ 10 Hz		1.3 µg/√Hz	Case Material		316L Stainless Steel
Spectral Noise @ 100 Hz		0.2 µg/√Hz	Mounting		Captive Bolt
Spectral Noise @ 1000 Hz		0.1 µg/√Hz	Connector (Non-Integral)		2 Pin MIL-C-5015
Output Impedance		< 100 ohm	Resonant Frequency	1,020,000 CPM	18000 Hz
Bias Output Voltage		10-14 VDC	Mounting Torque		2 to 5 ft. lbs. 2.7 to 6.8 Nm
Case Isolation		> 10 <sup>8</sup> ohm	Mounting Hardware	1/4-28 Captive Bolt	M6x1 Captive Bolt
			Calibration Certificate		CA10

## Typical Frequency Response



Backed by our Unconditional Lifetime Warranty

www.ctconline.com | sales@ctconline.com | 585-924-5900