

AC134 Series

Low Frequency Accelerometer, Side Exit 2 Pin Connector, 500 mV/g, $\pm 10\%$



VIBRATION ANALYSIS HARDWARE



Product Features

Designed for low speed Rotors, Main Bearings, and Gear Box Inputs, but can also be used for High Frequency Detection.

Can be used with any application that requires low and high frequency measurements.

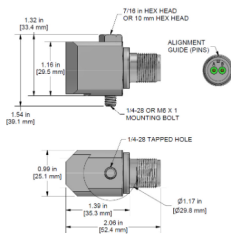
- ▶ 500 mV/g Sensitivity, $\pm 10\%$ Sensitivity
- ▶ 0.1 Hz for Low Frequency Measurements
8,000 Hz for High Frequency Detection
- ▶ Standard 2 Pin MIL Connection or Integral Cable

Note: Integral Cable Options are only for Permanent Monitoring Applications

AC134-1D

2 Pin Connector

Connector Pin	Polarity
A	(+) Signal/Power
B	(-) Common

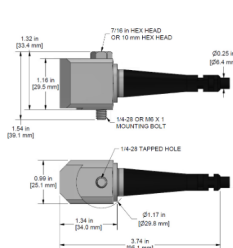


Stock Product

AC134-2D

CB103 Integral Cable

Conductor	Polarity
Red	(+) Signal/Power
Black	(-) Common
Shield	Cable Drain Wire

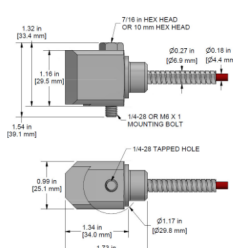


Built To Order

AC134-3D

CB206 Armored Integral Cable

Conductor	Polarity
Red	(+) Signal/Power
Black	(-) Common
Shield	Cable Drain Wire

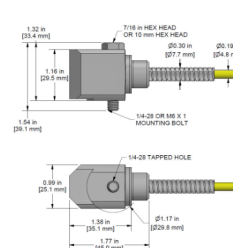


Built To Order

AC134-6D

CB611 Heavy Duty Armored Integral Cable

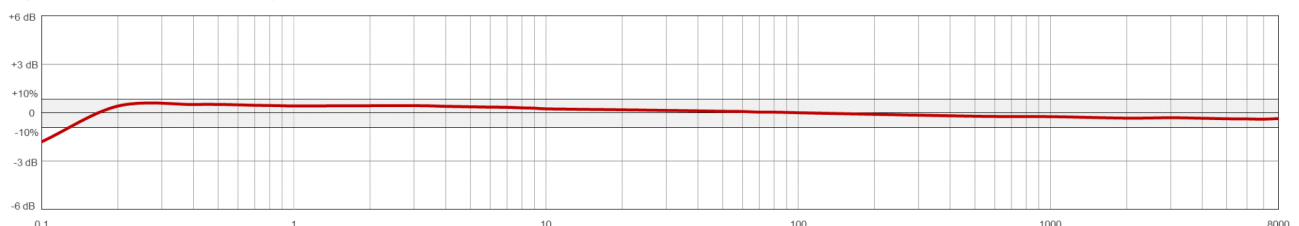
Conductor	Polarity
Red	(+) Signal/Power
Black	(-) Common
Shield	Cable Drain Wire



Built To Order

Specifications	Standard	Metric	Specifications	Standard	Metric
Part Number	AC134	M/AC134	Environmental		
Sensitivity ($\pm 10\%$)		500 mV/g	Temperature Range	-58 to 250°F	-50 to 121°C
Frequency Response ($\pm 3\text{dB}$)	6-480,000 CPM	0,1-8000 Hz	Maximum Shock Protection	5,000 g, peak	
Frequency Response ($\pm 10\%$)	36-180,000 CPM	0,6-3000 Hz	Electromagnetic Sensitivity	CE	
Dynamic Range		± 10 g, peak	Sealing	Welded, Hermetic	
Electrical			SIL Rating	SIL 2	
Settling Time		<2 seconds	Physical		
Voltage Source (IEPE)		18-30 VDC	Sensing Element	PZT Ceramic	
Constant Current Excitation		2-10 mA	Sensing Structure	Shear Mode	
Spectral Noise @ 10 Hz		1.7 $\mu\text{g}/\sqrt{\text{Hz}}$	Weight	5.7 oz	160 grams
Spectral Noise @ 100 Hz		0.2 $\mu\text{g}/\sqrt{\text{Hz}}$	Case Material	316L Stainless Steel	
Spectral Noise @ 1000 Hz		0.12 $\mu\text{g}/\sqrt{\text{Hz}}$	Mounting	1/4-28	
Output Impedance		<100 ohm	Connector (Non-Integral)	2 Pin MIL-C-5015	
Bias Output Voltage		10-14 VDC	Resonant Frequency	1,080,000 CPM	18000 Hz
Case Isolation		$>10^9$ ohm	Mounting Torque	2 to 5 ft. lbs.	2,7 to 6,8 Nm
			Mounting Hardware	1/4-28 Captive Bolt	M6x1 Captive Bolt
			Calibration Certificate		CA10

Typical Frequency Response



Backed by our Unconditional Lifetime Warranty

www.ctconline.com | sales@ctconline.com | 585-924-5900