

LP852 Series



VIBRATION ANALYSIS HARDWARE

Intrinsically Safe IEC Certified (IECEX) Loop Power Sensor, 4-20 mA Output Proportional to Vibration in Velocity, Top Exit 2 Pin Connector



Product Features

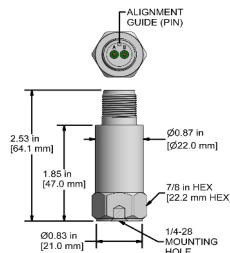
Continuous Monitoring in Hazardous Locations

- ▶ Requires Energy Limiting Barriers such as IS111 or IS211 Series
- ▶ Works with Standard Cables
- ▶ IECEx Certification

LP852-XXX-1B

2 Pin Connector

Connector Pin	Polarity
A	(+) Loop Power mA Output
B	(-) Common

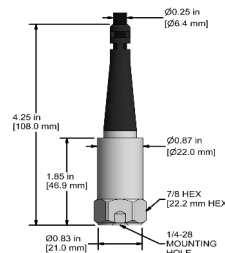


Built To Order

LP852-XXX-2C

Integral Cable (CB103)

Conductor	Polarity
Red	(+) Loop Power mA Output
Black	(-) Common
Shield	Cable Drain Wire

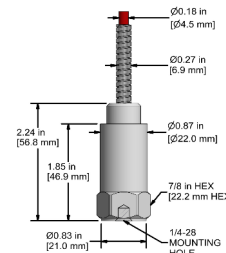


Built To Order

LP852-XXX-3C

Armored Integral Cable (CB206)

Conductor	Polarity
Red	(+) Loop Power mA Output
Black	(-) Common
Shield	Cable Drain Wire



Built To Order

Specifications	Standard	Metric	Specifications	Standard	Metric
Part Number	LP852	M/LP852	Physical		
Tolerance: 4 mA	(± 10%)		Sensing Element	PZT Ceramic	
Tolerance: 20 mA	(± 10%)		Sensing Structure	Shear Mode	
Electrical			Weight	3.7 oz	105 grams
Settling Time	<60 Seconds		Case Material	316L Stainless Steel	
Voltage Source (IEPE)	12-28 VDC		Mounting	1/4-28	
Case Isolation	>10 ⁸ ohm		Connector (Non-Integral)	2 Pin MIL-C-5015	
Environmental			Mounting Torque	2 to 5 ft. lbs.	2,7 to 6,8 Nm
Temperature Range	-40 to 176°F	-40 to 80°C	Mounting Hardware	1/4-28 Stud	M6x1 Adapter Stud
Electromagnetic Sensitivity	CE		Calibration Certificate	Current Output @ 100 Hz	
Sealing	Welded, Hermetic				

Ordering Information

Stud Type	Sensor Type	Measurement Range	Type	Frequency Range	Style	Integral Options	
Blank = 1/4-28 M = M6x1	852 = 4-20 mA Velocity Loop Power, Intrinsically Safe (IECEX) 862 = 4-20 mA Velocity Loop Power, Intrinsically Safe (IECEX), Low Capacitance	0 = 0-0.5 IPS (0-12.7 mm/sec) 1 = 0-1 IPS (0-25.4 mm/sec) 2 = 0-2 IPS (0-50.8 mm/sec) 3 = 0-0.4 IPS (0-10 mm/sec) 4 = 0-0.8 IPS (0-20 mm/sec)	P = Peak R = RMS	1 = 600-60000 CPM (10-1000 Hz) 2 = 180-150000 CPM (3-2500 Hz)	1B = 2 Pin MIL C-5015 2C = Integral Cable 3C = Armor Jacket	Armor Length (Integral)* 010 = 10 ft/3 m 020 = 20 ft/6 m 030 = 30 ft/9 m 050 = 50 ft/15 m 100 = 100 ft/30 m	Cable Length (Integral)* 010 = 10 ft/3 m 020 = 20 ft/6 m 030 = 30 ft/9 m 050 = 50 ft/15 m 100 = 100 ft/30 m

*Custom Lengths Available Upon Request

Backed by our Unconditional Lifetime Warranty

www.ctconline.com | sales@ctconline.com | 585-924-5900