

LP822 Series

Class I, Division 2 (ATEX Zone 2) Loop Power Sensor, 4-20 mA Output Proportional to Vibration in Velocity, Top Exit 2 Pin Connector



VIBRATION ANALYSIS HARDWARE



Product Features

Continuous Monitoring in Hazardous Locations

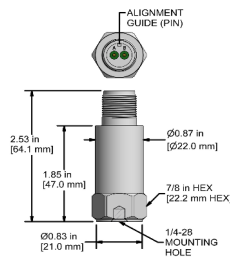
Velocity 4-20 Output for Higher Frequency Applications

- ▶ Requires "Class I, Division 2" CB190 Cable and D2Q Connector or CB922 Series Cable Adapter for Non-Integral Cable Versions
- ▶ Non-Arcing, Non-Sparking Sensor for Class I, Division 2
- ▶ Enables Vibration Alarms for Process Control

LP822-XXX-1B

2 Pin Connector

Connector Pin	Polarity
A	(+) Loop Power mA Output
B	(-) Common

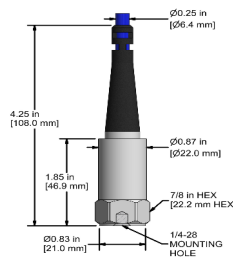


Built To Order

LP822-XXX-2C

Integral Cable

Conductor	Polarity
Red	(+) Loop Power mA Output
Black	(-) Common
Shield	Cable Drain Wire

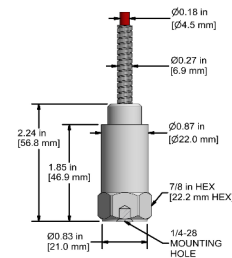


Built To Order

LP822-XXX-3C

Armored Integral Cable

Conductor	Polarity
Red	(+) Loop Power mA Output
Black	(-) Common
Shield	Cable Drain Wire



Built To Order

Specifications	Standard	Metric	Specifications	Standard	Metric
Part Number	LP822	M/LP822	<u>Physical</u>		
Tolerance: 4 mA	(± 10%)		Sensing Element	PZT Ceramic	
Tolerance: 20 mA	(± 10%)		Sensing Structure	Shear Mode	
<u>Electrical</u>			Weight	3.7 oz	105 grams
Settling Time	<60 Seconds		Case Material	316L Stainless Steel	
Voltage Source (IEPE)	12-28 VDC		Mounting	1/4-28	
Case Isolation	>10 ⁸ ohm		Connector (Non-Integral)	2 Pin MIL-C-5015	
<u>Environmental</u>			Mounting Torque	2 to 5 ft. lbs.	2,7 to 6,8 Nm
Temperature Range	-40 to 176°F	-40 to 80°C	Mounting Hardware	1/4-28 Stud	M6x1 Adapter Stud
Electromagnetic Sensitivity	CE		Calibration Certificate	Current Output @ 100 Hz	
Sealing	Welded, Hermetic				

Ordering Information

Stud Type	Sensor Type	Measurement Range	Type	Frequency Range	Style	Armor Length (Integral)*	Cable Length (Integral)*
Blank = 1/4-28 M = M6x1	822 = 4-20 mA Velocity Loop Power, Class I Div 2 832 = 4-20 mA Velocity Loop Power, Class I Div 2, Low Capacitance	0 = 0-0.5 IPS (0-12.7 mm/sec) 1 = 0-1 IPS (0-25.4 mm/sec) 2 = 0-2 IPS (0-50.8 mm/sec) 3 = 0-0.4 IPS (0-10 mm/sec) 4 = 0-0.8 IPS (0-20 mm/sec)	P = Peak R = RMS	1 = 600-60000 CPM (10-1000 Hz) 2 = 180-150000 CPM (3-2500 Hz)	1B = 2 Pin MIL C-5015 2C = Integral Cable 3C = Armor Jacket	010 = 10 ft/3 m 020 = 20 ft/6 m 030 = 30 ft/9 m 050 = 50 ft/15 m 100 = 100 ft/30 m	010 = 10 ft/3 m 020 = 20 ft/6 m 030 = 30 ft/9 m 050 = 50 ft/15 m 100 = 100 ft/30 m

*Custom Lengths Available Upon Request