

AC119 Series

Biaxial Accelerometer, Side Exit 3 Pin Connector, 100 mV/g, with X and Z Axis, ±15%



VIBRATION ANALYSIS HARDWARE



Product Features

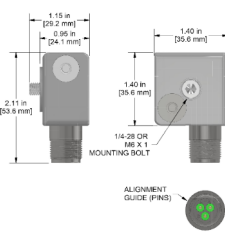
Low Cost Biaxial Sensor

- ▶ 100 mV/g/axis (±15%)
- ▶ Monitor 2 Channels of Data Simultaneously
- ▶ Compatible with C509 and A3AB connectors

AC119-1D

3 Pin Connector

Connector Pin	Polarity
A (Axis X)	(+) Signal/Power
B (Axis Z)	(+) Signal/Power
C	(-) Common/Grid

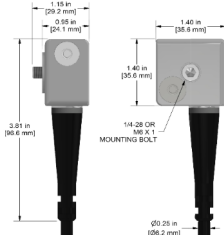


Stock Product

AC119-2D

CB105 Integral Cable

Conductor	Polarity
Green (Axis X)	(+) Signal/Power
White (Axis Z)	(+) Signal/Power
Black	(-) Common/Grid

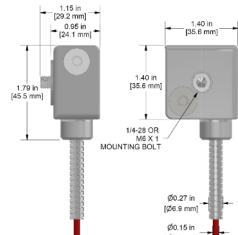


Built To Order

AC119-3D

CB218 Armored Integral Cable

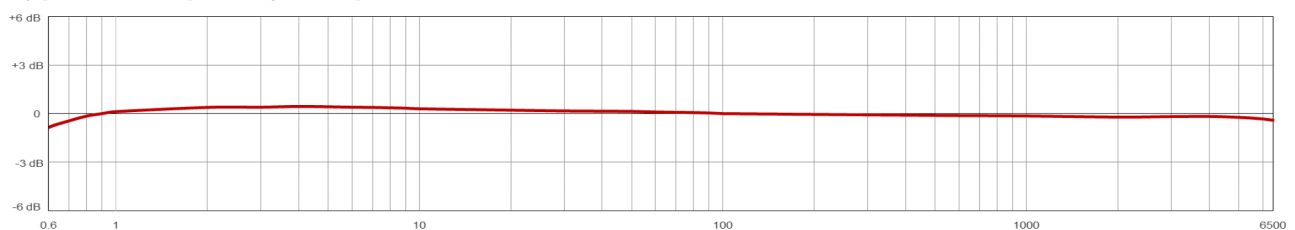
Conductor	Polarity
Green (Axis X)	(+) Signal/Power
White (Axis Z)	(+) Signal/Power
Black	(-) Common/Grid



Built To Order

Specifications	Standard	Metric	Specifications	Standard	Metric
Part Number	AC119	M/AC119	Environmental		
Sensitivity (±15%)	100 mV/g		Temperature Range	-58 to 250°F	-50 to 121°C
Frequency Response (±3dB)	60-390,000 CPM	1,0-6500 Hz	Electromagnetic Sensitivity	CE	
Dynamic Range	± 50 g, peak		Sealing	Welded, Hermetic	
Electrical			Submersible Depth	200 ft.	60 m
Settling Time	<2.5 seconds		Physical		
Voltage Source (IEPE)	18-30 VDC		Sensing Element	PZT Ceramic	
Constant Current Excitation	2-10 mA		Sensing Structure	Shear Mode	
Spectral Noise @ 10 Hz	27 µg/√Hz		Weight	6.9 oz	195 grams
Spectral Noise @ 100 Hz	6.5 µg/√Hz		Case Material	316L Stainless Steel	
Spectral Noise @ 1000 Hz	2.5 µg/√Hz		Mounting	1/4-28	
Output Impedance	<100 ohm		Connector (Non-Integral)	C509, C519	
Bias Output Voltage	10-14 VDC		Mounting Torque	1 to 2 ft. lbs.	1,4 to 2,7 Nm
Case Isolation	>10 ⁸ ohm		Mounting Hardware	1/4-28 Captive Bolt	M6x1 Captive Bolt
			Calibration Certificate	CA10	

Typical Frequency Response



Backed by our Unconditional Lifetime Warranty

www.ctconline.com | sales@ctconline.com | 585-924-5900